How to register and book OSHC

It's free and you can do it all in the Camp Australia app. Registering sets up your account, and **booking is what secures your child's spot**, so you'll need to do both.



1 Register

Free · about 10 minutes · you only do this once

a Download the app
Search **Camp Australia** in the App Store or Google Play.

b Create your account
Sign up with your email address and a password.

c Add your family
Add your child's details, CRN and payment details, then accept the terms. That's it!

2 Book your days

This is what secures your spot

a Tap New Booking
You'll find it at the top of your dashboard.

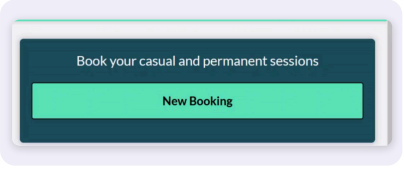

b Choose your care and child
Choose the type of care you need, then select your child and tap Continue.

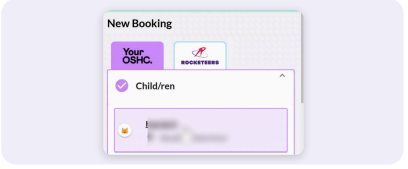

c Pick a date
The coloured dots show which sessions run each day.

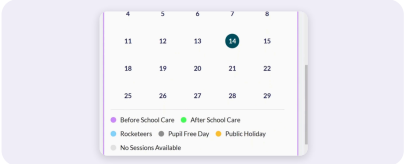

d Add your sessions
Tap **Add to booking** for each session you need, then Continue.

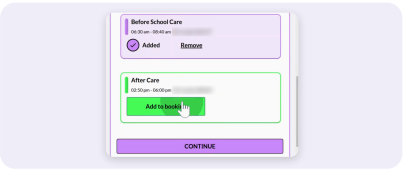

e Check and tap Book Now
Check your booking summary, then tap **Book Now**.

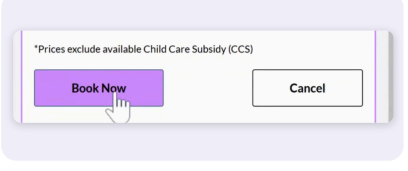

f You're booked!
You'll see Booking complete. You can add or change days any time.

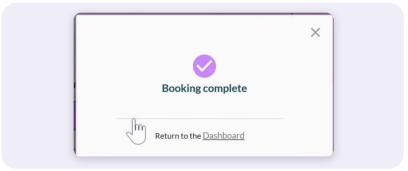

Prefer a computer?

Scan or go to **pp.campaustralia.com.au**. The steps are the same.

Last step: confirm your enrolment in myGov when prompted, so your Child Care Subsidy applies.

Need a hand?

Call Customer Care on 1300 934 783. We're happy to help.